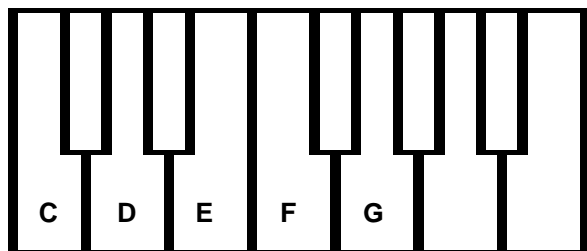
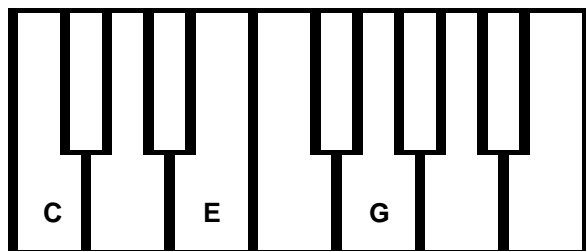



C MAJOR



C major 5-finger position



C major chord



5-finger pattern and chord

The major 5-finger pattern is: Tonic - Whole step - Whole step - Half step - Whole step

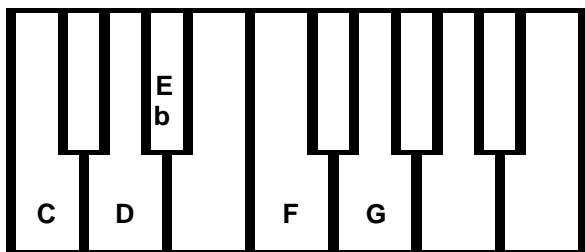
Play the above 5-finger pattern (W-W-H-W) and chord in the following ways: (♩ = 160)

- Both hands legato
- Both hands staccato (on all quarter notes)
- RH legato and LH staccato (on all quarter notes)
- LH legato and RH staccato (on all quarter notes)

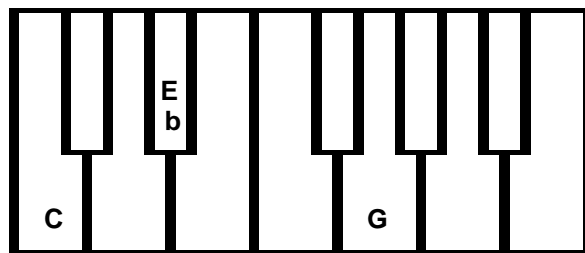
Additional challenges (see pages 28 and 29):

- #1
- #2
- #3
- #4
- #5

C MINOR



C minor 5-finger position



C minor chord



5-finger pattern and chord

The minor 5-finger pattern is: Tonic - Whole step - Half step - Whole step - Whole step
(note: find the major 5-finger pattern and then flat the middle note)

Play the above 5-finger pattern (W-H-W-W) and chord in the following ways: (♩ = 160)

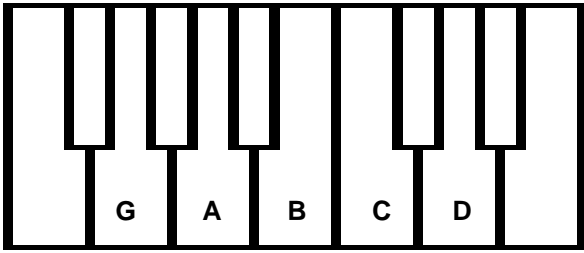
- Both hands legato
- Both hands staccato (on all quarter notes)

Review – Play the following 5-finger positions and chords.

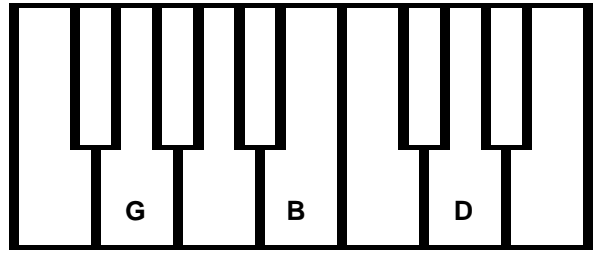
- C, Cm (Target Goal = 8 seconds)



G MAJOR



G major 5-finger position



G major chord

Musical notation for the G major 5-finger pattern and chord. The notation is in 4/4 time. The treble clef staff starts with a G4 note (finger 1), followed by A4 (finger 2), B4 (finger 3), C5 (finger 4), and D5 (finger 5). The bass clef staff starts with a G3 note (finger 5), followed by A3 (finger 4), B3 (finger 3), C4 (finger 2), and D4 (finger 1). The pattern is repeated. The chord is shown at the end of the piece.

5-finger pattern and chord

The major 5-finger pattern is: Tonic - Whole step - Whole step - Half step - Whole step

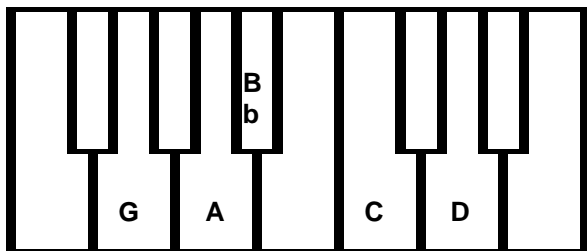
Play the above 5-finger pattern (W-W-H-W) and chord in the following ways: (♩ = 160)

- Both hands legato
- RH legato and LH staccato (on all quarter notes)

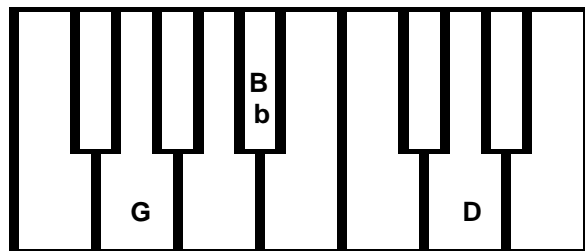
Additional challenge (see page 28):

- #1

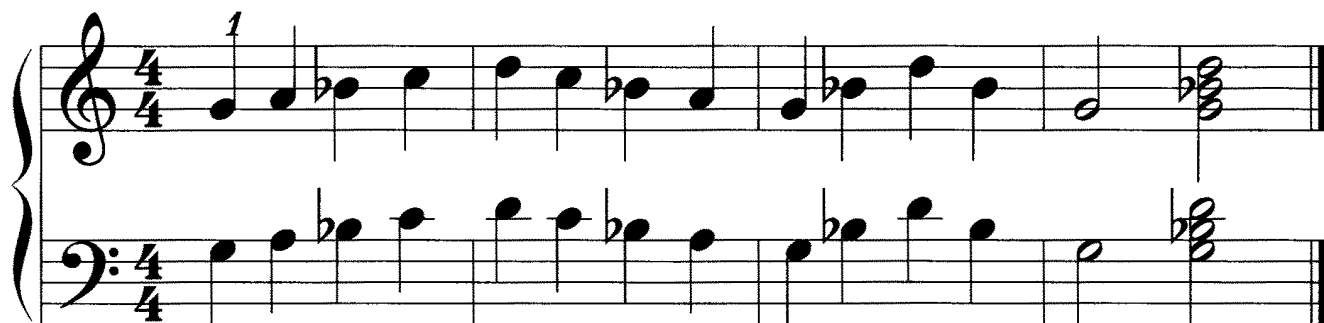
G MINOR



G minor 5-finger position



G minor chord



5-finger pattern and chord

The minor 5-finger pattern is: Tonic - Whole step - Half step - Whole step - Whole step
(note: find the major 5-finger pattern and then flat the middle note)

Play the above 5-finger pattern (W-H-W-W) and chord in the following ways: (♩ = 160)

- Both hands legato
- LH legato and RH staccato (on all quarter notes)

Review – Play the following 5-finger positions and chords.

- C, Cm, G, Gm (Target Goal = 16 seconds)

