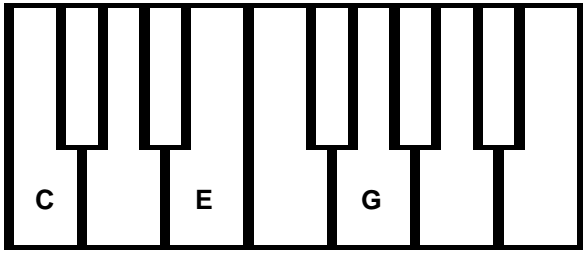
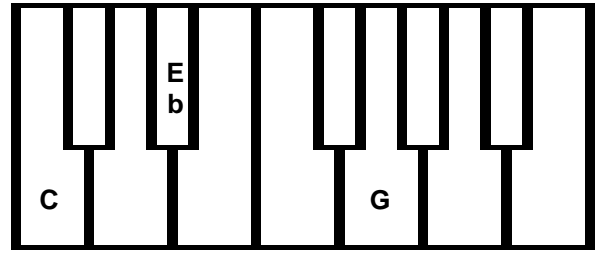


C MAJOR / C MINOR

(Note: Press the damper pedal down for all arpeggios in this book.)



C major chord



C minor chord

C major cross-hand arpeggio (♩ = 180)

RH 5 LH over 2

C minor cross-hand arpeggio (♩ = 180)

RH 5 LH over 2

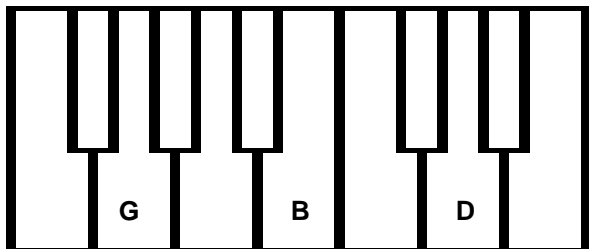
Extended arpeggios (see pages 16 and 17): C major #1 C minor #2

Review – Play the following cross-hand arpeggios and chords. Lift the damper pedal and press it down again with each chord change.

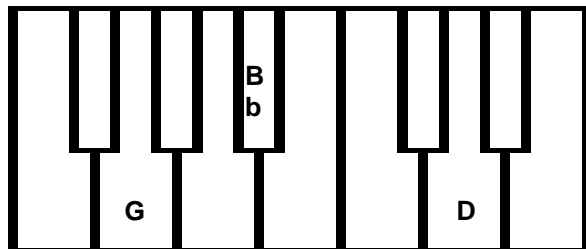
C, Cm (Target Goal = 10 seconds)

Example for C, Cm →

G MAJOR / G MINOR



G major chord



G minor chord

G major cross-hand arpeggio (♩ = 180)

G minor cross-hand arpeggio (♩ = 180)

Extended arpeggios (see pages 16 and 17): G major #1 G minor #2

Review – Play the following cross-hand arpeggios and chords. Lift the damper pedal and press it down again with each chord change.

C, Cm, G, Gm (Target Goal = 20 seconds)

Example for C, Cm →

Extended arpeggio #1 (shown using the C minor 5-finger position) (♩ = 180)

The highest note is not held or repeated.

The first system of musical notation is in 3/4 time. The bass clef staff contains the notes G₂, F₂, E₂, D₂, C₂, B₁, A₁, G₁, with a '5 LH' label under the G₂ note. The treble clef staff contains the notes G₄, F₄, E₄, D₄, C₄, B₃, A₃, G₃, with a '5 LH over' label under the G₄ note. The system concludes with a double bar line.

The second system of musical notation is in 3/4 time. The bass clef staff contains the notes G₂, F₂, E₂, D₂, C₂, B₁, A₁, G₁, with a '1 LH' label under the G₁ note. The treble clef staff contains the notes G₄, F₄, E₄, D₄, C₄, B₃, A₃, G₃, with a '2 LH over' label under the G₄ note. The system concludes with a double bar line.